

# Storage and Handling

Please use the below tips when storing and handling Cemintel products. Cemintel is not responsible for any damage occurring from incorrect storage and handling.

## Storage

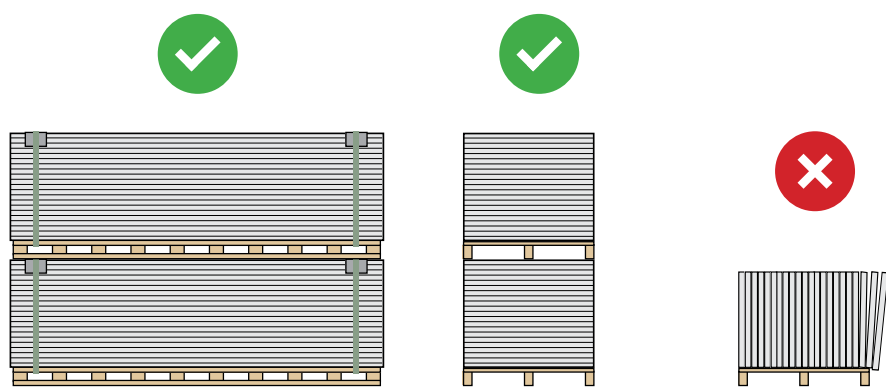


Figure 1

- Products must be stacked flat on a dry level surface, clear of the ground and ideally supported at 300mm maximum centres on a level platform. (Figure 1)

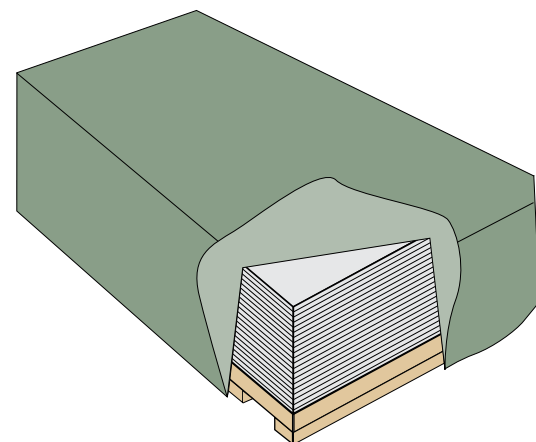


Figure 2

- Products must be kept dry at all times, preferably stored inside, in a well-ventilated area.
- If stored outside, products must be protected from the weather with a waterproof covering. (Figure 2)

## Handling

Please use correct manual handling techniques as outlined in the SafeWork Australia Hazardous Manual Task Code of Practice.

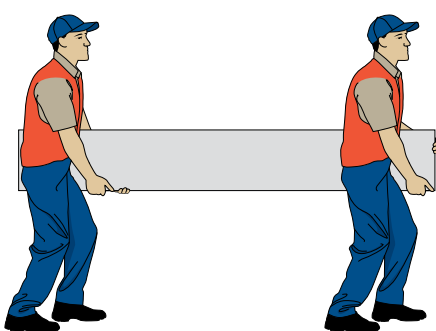


Figure 3

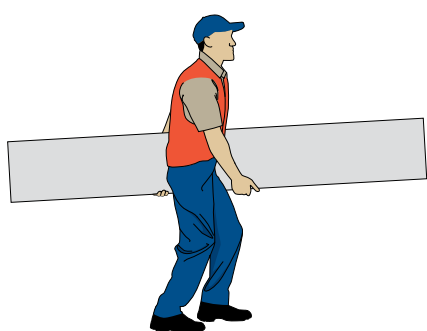


Figure 4

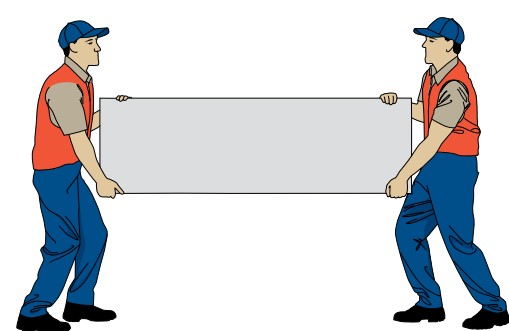


Figure 5

### FOR PLANKED PRODUCTS

- If carried by two people, hold product near each end and on edges. (Figure 3)
- If carried by one person, hold in middle, with arms staggered to avoid planks bending in the middle. (Figure 4)
- Avoid lifting planked products flat and in the middle, as this could cause cracking.

### FOR PANELLED PRODUCTS

- Panels should be carried horizontally by at least two people holding the product near each end and on the edge. (Figure 5)
- Panels must be treated with care during handling to avoid damage to edges, ends and surfaces.
- Any splashes of mud, cement, mortar and the like should be removed immediately.